



PRODUCT DATASHEET | FIRE CURTAINS

FIRE CURTAIN FM-1/2E

PRODUCT DESCRIPTION:

The Colt Fire Curtain FM-1/2E is a certified automatic fire curtain with a CE mark, which prevents the breakthrough of flames between two parts of a building. In case of fire, the FM-1 curtain forms a temporary barrier that increases the likelihood that people can escape from the building if it is on fire.

APPLICATION:

Fire curtains are used in all types of industrial or commercial buildings such as shopping centres, museums, atria, etc.

FEATURES AND BENEFITS:

The Colt Fire Curtain FM-1 is available in two different versions:

- 1. A glass filament fabric with a stabilizing PU coating, which meets the temperature resistance classes up to E 60.*
- 2. A glass filament fabric with a stabilizing PU coating and an additional stainless steel inlay, which fulfils the classes up to E 180 and reduces radiation up to EW 30. The FM-1 can be integrated practically invisibly into the building together with its side guides.*

Its technical details are described overleaf.



Product Description

Fire Curtain FM-1/2E is an automatic fire curtain which, when activated, rolls down to its final position, preventing the penetration of flames and the spread of fires.

The fabric consists of a glass filament fabric with stainless steel core and a stabilised polyurethane coating.

Headboxes are made of galvanized sheet steel with a closed construction to accommodate the rollers. The lateral roll or rod side guides provide the connection to the building structure. The weight profile ensures that the curtain closes reliably and stabilises the curtain when it is rolled down. Sliders are attached to the sides of the weight profile to assist with the closing process even if there are air currents. A sprung bottom bar made from extruded aluminium enables a homogeneous closure to the "invisible fire protection" headbox.

There are no visible fixings such as screws, rivets or similar when it is installed.

The curtain may be polyester powder coated in all types of RAL colours.

The underside of the headbox can be opened over the entire length of the unit for inspection purposes, thus allowing easy access to all components for quick and time-saving repairs.

A compact unit with minimal dimensions and high fire resistance at a low weight.

Time and cost saving installation to walls or ceilings by the use of prefabricated and delivered modules. The curtain is attached to the building using special brackets.

FUNCTION

When activated, the curtain moves from its at-rest position with no need for electricity at a controlled speed to the alarm position (using the "Gravity Fail Safe" principle).

The specially-developed roller unit is installed within the winding shaft and contains a PCB with its own intelligence in addition to a DC motor with planetary gears. Essential safety-related functions:

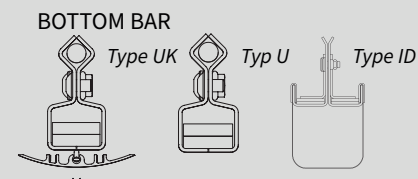
- Speed control 0.15m/s
- Locking unit
- Monitoring of the "rest" position
- Synchronisation of multiple units
- HWD intermediate position
- Adjustment of the bottom bar
- More than 10,000 cycles

SKC-SC CONTROL PANEL

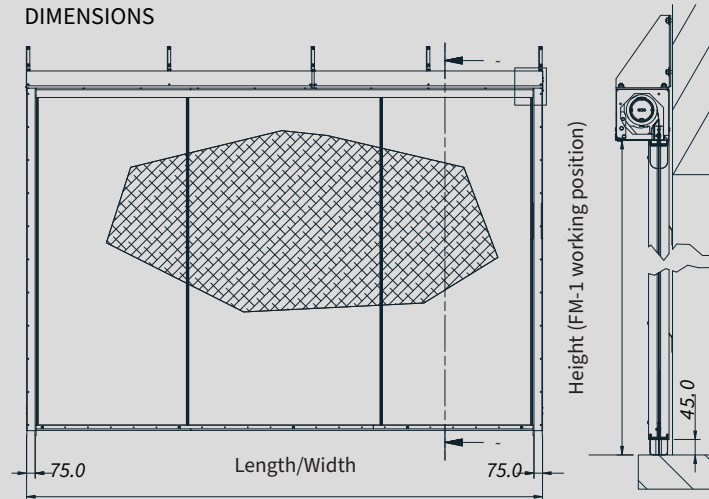
The SKC-SC control panel is designed for safe operation of the fire curtain and complies with ISO 21927-9 and BS 8524. There is a power supply which guarantees that the control functions are maintained for at least 72 hours according to the EN 12101-10 standard.

HOLD-OPEN SYSTEM

Control of the fire curtain is via a hold-open system according to EN 14637 and the DIBt Guideline. Autonomous controls for initiating the closing process via the connected smoke detectors or manual control units. Alarm saving when released.



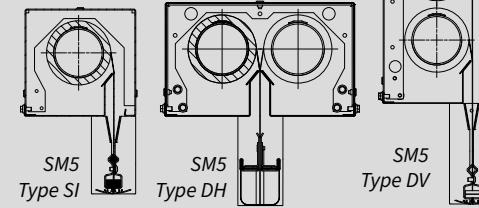
DIMENSIONS



SIDE GUIDES Type: FR or FS 60x75 mm cross-section



HEADBOX VARIANTS



HEADBOX DIMENSIONS								
TYPE	WIDTH	HEIGHT	TYPE	WIDTH	HEIGHT	TYPE	WIDTH	HEIGHT
SI-N	155	150	DH-N	250	150	DV-N	155	250
SI-L	180	185	DH-L	300	185	DV-L	180	300

DIMENSIONS (maximum unit sizes in mm)

Certification Classification according to EN 13501-2		E 60		E 90 - EW 20		E 180 - EW 20		EW 30	
Unit	Housing type	Width	Height	Width	Height	Width	Height	Width	Height
Single unit	SI-N	4000	3750	4000	2750	3000	2750	4000	2750
Single unit	SI-L	4000	6000	4000	5500	3000	5000	3500	5000
Multiple units	DH+DV-N	9050	3750	9300	2750	9300	2750	9450	2000
Multiple units	DH+DV-L	8700	6000	8800	5500	8800	5500	5000	3500

KEY FEATURES

Certified **Applus[®]**

EN 16034 + EN 13241 **CE**

Furnace test to

EN 1634-1

Fire resistance + integrity:

E 60, E 90, E 120, E 180

Radiation limitation

EW 20, EW 30

cloth

1200°C Glass fibre fabric with stainless steel inlay and PU coating

Materials class: **A2-s1, d0** acc. to EN 13501-1

Reliability test to

DIN 4102-18
C2= 10,000 operational cycles

invisible installation

roller or rod side guides

Various headbox sizes and options

different bottom bars

Manufactured to **ISO 9001:2015**

