


AXS 140

PRODUCT DESCRIPTION

The AXS 140 is a dual-purpose, natural smoke ventilator and roof access hatch, designed to provide either 1.0 m² or 1.5 m² measured free area in compliance with Approved Document B, Appendix C. Tested and certified to BS EN 12101-2, it carries the CE mark, ensuring its reliability for life safety and ventilation applications. It is ideal for use as a staircase smoke ventilator or roof-mounted lobby/corridor ventilator, while also offering safe and easy access to the roof. With a large opening angle of 140°, the AXS 140 enables rapid smoke clearance and complies fully with the requirements of EN 12101-2.



FEATURES AND BENEFITS

A wide range of applications -

AXS140 is installed onto roofs providing high level smoke control extract as well as roof access. Its polycarbonate flap option allows the entry of natural daylight.

Weather resistant - The sealing system consists of EPDM profiles which keep air leakage down to a minimum.

Durable - AXS 140 is manufactured from tough, corrosion resistant aluminium with critical parts manufactured from stainless steel.


Large opening angle - AXS 140 opens to 140° which permits it to meet the requirements of EN 12101-2.

Certified performance - AXS 140 has been exhaustively tested and certified to EN 12101-2: 2003 in accredited third party test laboratories and is CE marked.

High thermal performance -

Thermal performance varies with size and options, ranging from 1.3 to 2.4 W/m²K. These figures are based on the whole unit and are not just centre panel figures.

High acoustic performance - A sound reduction of up to 29 dB (R'w) may be achieved.



Dimensions

Either 1250 x 1000 or 1250 x 1500 (throat dimensions).

Flap options

- Thermally broken aluminium frame and insulated aluminium panel.
- Thermally broken aluminium frame and polycarbonate panel.

Fits tightly to frame with continuous seals for excellent airtightness. Opens to 140° from the horizontal.

Colour/finishes options

- Mill finish
- Polyester powder painted to a RAL colour, standard 40 mu.

Fixing options

Fixing flange for curb. Installation angle must be at 0° (horizontal).

Controls options

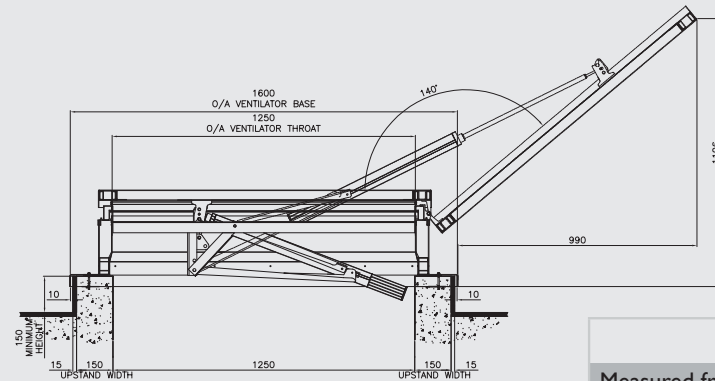
24V DC linear actuator (drive in / drive out).

Performance

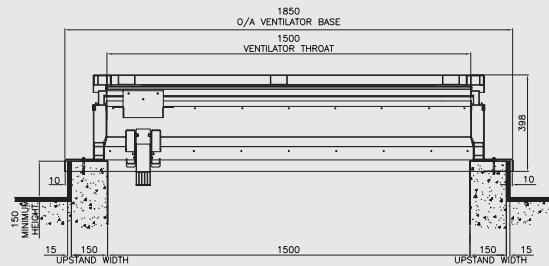
The following performance attributes follow tests to EN 12101-2:2003 (standard for smoke and heat exhaust ventilators). The exact performance attribute will depend on the chosen size, controls, and flap type.

- Reliability class: RE 50
- Wind load: 1500 N/m²
- Snow load: 250 N/m²
- Resistance to heat: B 300
- Low temperature class: T(-5)
- Materials resistance to fire: E (to BS EN 13501-1)
- U value: up to a maximum of 1.3 W/m²K (aluminium lid version), 2.4 W/m²K (polycarbonate lid version)
- Air permeability to BS EN 12207:2000. Insulated aluminium lid versions - class 4. Polycarbonate lid versions - class 2.
- Watertightness: Rain defence tested to 75m/hr @ 13 m/sec
- Sound insulation: Up to 29 dB R'w.

View from the side showing 1250 x 1500 ventilator



View from the end showing 1250 x 1500 ventilator



	S version	L version
Measured free area (m ²)	1.0	1.5
Throat width (mm)	1000	1250
Throat length (mm)	1250	1500
Overall width (mm)	1350	1600
Overall length (mm)	1600	1850
Clearance for flap from base edge (mm)	795	990
Weight (kg)	90	105
Motor	24V dc 2.6A 62.4W	24V dc 4.0A 96W

